

ChatGPT and how to use it before and after training

Preamble

This document has been developed to support the delivery of a PD session, titled 'ChatGPT and how to use it before and during training'.

The following preamble was written by ChatGPT.



Welcome to our webinar about ChatGPT, the revolutionary language model developed by OpenAI. In today's fast-paced and technology-driven world, it's becoming increasingly important to communicate with machines and systems using natural language. ChatGPT is at the forefront of this transformation, providing a sophisticated and human-like interface for interacting with various applications and services. With its impressive natural language processing capabilities, ChatGPT can understand user inputs and generate appropriate responses, enabling seamless communication and interaction between humans and machines. In this webinar, we will explore the different aspects of ChatGPT, including its development, capabilities, limitations, and potential applications in various industries. We will also provide practical tips and guidelines for effectively utilizing ChatGPT to enhance user experience and productivity. Whether you're a developer, a data scientist, or just someone interested in the latest advancements in natural language processing, this webinar is for you. So, sit back, relax, and let's delve into the fascinating world of ChatGPT!

And the following has been modified by Alan Maguire for today's PD session.
(modifications are in red)



Welcome to our **PD session** about ChatGPT, the revolutionary language model developed by OpenAI. In today's fast-paced and technology-driven world, it's becoming increasingly important to communicate with machines and systems using natural language.

ChatGPT is at the forefront of this transformation, providing a sophisticated and human-like interface for interacting with various applications and services. With its impressive natural language processing capabilities, ChatGPT can understand user inputs and generate appropriate responses, enabling seamless communication and interaction between humans and machines.

In this **PD session**, we will explore the different aspects of ChatGPT, including its **history**, capabilities, limitations, and potential applications in **the Australian VET sector**. We will also provide practical tips and guidelines for effectively utilising ChatGPT to enhance user experience and productivity.

Whether you're **a trainer, instructional designer, training materials developer**, or just someone interested in the latest advancements in natural language processing, this **PD session** is for you. So, sit back, relax, and let's delve into the fascinating world of ChatGPT.

ChatGPT and how to use it before and during training

Contents

Examples	4
Example 1. Prompt and response	4
Example 2. Regenerate response	6
Example 3. Follow-on prompt.....	7
Example 4. Regenerate with the same follow-on prompt.....	9
Example 5. Follow-on prompt.....	10
Example 6. Creative and thought-provoking	11
Example 7. Generate content	12
Example 8. Generate ideas	13
Example 9. Develop quiz questions	14
Example 10. Regenerate questions	15
Example 11. Generate a different type of question	16
Example 12. Develop a session plan	17
Example 13. Develop an alternate session plan	19
Example 14. Develop case studies	21
Example 15. How can ChatGPT be used during training?.....	22
Example 16. Limitation of using ChatGPT during training	23
Example 17. Using Chat GPT to create games and quizzes	24
Activities.....	25
Activity 1. Write prompts.....	25
Activity 2. Techniques and technology	26
Activity 3. Advantages and disadvantages.....	27

Examples

Example 1. Prompt and response



What are the key features of the Australian VET system?



The Australian Vocational Education and Training (VET) system is a national system of vocational education and training which provides industry-relevant and practical skills and knowledge to individuals. Some key features of the Australian VET system include:

1. Industry-focused training: The VET system in Australia is designed to meet the specific needs of industry, providing training that is practical and relevant to current workplace requirements.
2. Qualifications framework: The Australian Qualifications Framework (AQF) provides a national framework for all qualifications, including VET qualifications, ensuring consistency and recognition of qualifications across the country.
3. Accredited training providers: VET courses are delivered by a range of accredited training providers, including TAFE institutes, private colleges and community education providers, who are required to meet strict quality standards. [See Note 1 below](#)
4. Flexible delivery: VET courses can be delivered in a range of formats, including full-time, part-time, online, workplace-based and distance learning, providing flexibility for learners.
5. Recognition of prior learning: The VET system recognises the skills and knowledge that individuals may have gained through prior work or study, allowing learners to gain credit towards a qualification.
6. Government support: The Australian government provides funding and support for VET through a range of programs, including subsidies for training, apprenticeships and traineeships, and support for disadvantaged learners.

Overall, the Australian VET system is designed to provide individuals with the skills and knowledge required to succeed in the workplace, and to support the needs of industry and the economy more broadly.

Note 1. Training providers are registered, not accredited. This is an example of inaccurate information.

The following shows how text created by ChatGPT can be re-formatted. Also, it has been edited to correct the inaccurate information generated by ChatGPT (edits are in **red**).

Features of the Australian VET system

The Australian Vocational Education and Training (VET) system is a national system of vocational education and training which provides industry-relevant and practical skills and knowledge to individuals. Some key features of the Australian VET system include:

Feature	Brief description
Industry-focused training	The VET system in Australia is designed to meet the specific needs of industry, providing training that is practical and relevant to current workplace requirements.
Qualifications framework	The Australian Qualifications Framework (AQF) provides a national framework for all qualifications, including VET qualifications, ensuring consistency and recognition of qualifications across the country.
Registered training providers	VET courses are delivered by a range of registered training providers, including TAFE institutes, private colleges and community education providers, who are required to meet strict quality standards.
Flexible delivery	VET courses can be delivered in a range of formats, including full-time, part-time, online, workplace-based and distance learning, providing flexibility for learners.
Recognition of prior learning	The VET system recognises the skills and knowledge that individuals may have gained through prior work or study, allowing learners to gain credit towards a qualification.
Government support	The Australian government provides funding and support for VET through a range of programs, including subsidies for training, apprenticeships and traineeships, and support for disadvantaged learners.

Example 2. Regenerate response



What are the key features of the Australian VET system?



The Australian Vocational Education and Training (VET) system is a comprehensive education and training system designed to provide people with the skills, knowledge and qualifications needed to succeed in the workforce. Here are some of the key features of the Australian VET system:

See Note 2 below

1. National consistency: The VET system is managed by the Australian government, and is consistent across all states and territories. This ensures that the qualifications obtained through the VET system are recognized and valued by employers across the country.
2. Industry-driven: The VET system is designed to meet the needs of industry, with qualifications developed in consultation with industry bodies, employers and other stakeholders. This ensures that graduates have the skills and knowledge required by employers.
3. Qualifications framework: The Australian Qualifications Framework (AQF) provides a nationally recognized framework for all qualifications in the VET system. The AQF ensures that qualifications are consistent and of a high standard, and that they are recognized by other education and training providers and employers.
4. Recognition of prior learning: The VET system recognizes the skills and knowledge that people already possess, and provides opportunities for people to gain credit for their existing skills and experience. This means that people can progress more quickly through the VET system, and avoid unnecessary duplication of training.
5. Flexible delivery: VET courses are delivered in a range of ways, including through traditional classroom-based training, workplace-based training, and online and distance learning. This means that people can access VET courses in a way that suits their needs and circumstances.
6. Work-based learning: The VET system includes a strong focus on work-based learning, with many qualifications including a practical component that is undertaken in the workplace. This provides students with real-world experience, and helps to ensure that they are job-ready when they complete their qualification.

Overall, the Australian VET system is highly regarded for its industry-focused approach, national consistency, and flexibility in delivery. It plays an important role in providing people with the skills and qualifications they need to succeed in the workforce, and is a key driver of economic growth and productivity in Australia.

Note 2. This is an example of American English spelling being used rather than Australian English spelling.

Example 3. Follow-on prompt



What are the key features of the Australian VET system? make it funny



Well, I'll try my best to make it funny!

1. National consistency: The VET system is like Vegemite, it's a national treasure! It's the same across all states and territories, which means no matter where you go in Australia, you can always rely on the same delicious VET goodness.
2. Industry-driven: The VET system is like a sausage factory - it's designed to pump out qualified sausages... I mean, workers! But don't worry, these sausages... err, workers are made to the highest industry standards, so you know they're going to be top quality.
3. Qualifications framework: The Australian Qualifications Framework (AQF) is like a big sandwich. It has all the different layers of qualifications you can get, from your basic bread and butter courses all the way up to your fancy gourmet qualifications with all the extra trimmings.
4. Recognition of prior learning: The VET system is like a cake that you can build on. If you've already got some of the ingredients, you don't have to start from scratch - you can just add on more layers until you have a full cake... I mean, qualification!
5. Flexible delivery: The VET system is like a pizza delivery service. You can get it delivered to your door, pick it up yourself, or even make it at home using the ingredients they give you. Whatever works for you!
6. Work-based learning: The VET system is like a training wheels on a bike - it gives you the support you need to get started, but eventually you'll be able to take them off and ride on your own. Work-based learning is the practical experience you need to get your wheels turning, so you can ride into your dream job.

I hope these silly analogies help you remember the key features of the Australian VET system!

Note 3. Some Victorians may remember that in recent years a TAFE was involved in the roting of government funding, and one of the rorters referred to what they were doing as a 'sausage factory'. So, this analogy may not be funny to some people, but the full analogy is nicely written.

The content generated by ChatGPT (see the previous page) has been used to create the following image. The visual representation of the analogies helps to make the content more impactful and memorable, and this promotes learning.



Example 4. Regenerate with the same follow-on prompt



What are the key features of the Australian VET system? make it funny



Sure, I'll give it a go!

The Australian VET system is like a chameleon, it can adapt to suit anyone's needs and make them feel at home. It's like a versatile actor who can play any role with ease.

The system is industry-driven, which means it's always up-to-date with the latest trends and demands of the job market. Think of it like a chameleon with a headset, listening to what the boss needs and adjusting its training to match.

The qualifications framework is like a secret decoder ring - it unlocks the mysteries of the VET system and ensures that everyone is speaking the same language. It's like the magic wand that turns a qualification into a universally recognized badge of honor.

Recognition of prior learning means you can skip ahead like a video game cheat code - if you've got the skills, you don't need to go back to basics. It's like starting on level 10 instead of level 1, just because you've got the secret password.

Flexible delivery means you can study in your pajamas, in your favorite café, or even on a beach. It's like having your cake and eating it too, with whipped cream and a cherry on top.

Work-based learning gives you a taste of the real world, like a trial shift at a new job. It's like dipping your toes in the water before you dive in, or testing the temperature of the pool before you jump.

In short, the Australian VET system is like a trusty sidekick that's always got your back, helping you to develop the skills and knowledge you need to succeed in the workforce - all while making you laugh with its quirky and lovable features.

Example 5. Follow-on prompt



What are the key features of the Australian VET system? written in the style of Dr Seuss



Oh, let me tell you a tale of a system so great
That equips folks with skills, it's truly first-rate!
It's the Australian VET, and it's oh so grand,
With features so special, they're hard to understand.

The VET system provides skills that are practical and true,
That can be applied in jobs, both old and new.
From carpentry to cooking, and everything in between,
There's a VET course for everyone, no matter how green!

There are apprenticeships and traineeships for those who learn best on the job,
And classroom-based training for those who prefer to bob and nod.
There are also online courses, for those who learn from afar,
So everyone can access VET training, no matter where they are.

The VET system is flexible, with options to suit all,
And is designed to help learners succeed, no matter how tall or small.
From academic skills to employability and more,
The VET system helps learners open new doors.

The VET system is also focused on industry needs,
With training that's relevant and tailored to succeed.
From nursing to engineering, and all in between,
The VET system is the best you've ever seen!

So there you have it, the VET system so grand,
With features so special, they're hard to understand!
From practical skills to theoretical knowledge and more,
The VET system has it all, and that's for sure!

Example 6. Creative and thought-provoking



compare the Australian VET system with honey



Comparing the Australian VET system to honey may seem like an unusual analogy, but there are some interesting similarities to consider!

Firstly, like honey, the Australian VET system is a valuable resource that is harvested and refined through a complex process. The VET system involves the identification of skills and knowledge needed by industry and employers, the development of tailored training programs and courses, and the delivery of high-quality education and training.

Honey, similarly, is produced through a process where bees collect nectar from flowers, then refine and store it in honeycombs. The resulting product is a valuable and nutritious food source.

Secondly, both honey and the Australian VET system are diverse in their range of applications and uses. Honey can be used as a sweetener, as a natural remedy for ailments, and as an ingredient in beauty and skincare products. Similarly, the VET system provides learners with a range of practical skills and competencies that can be applied across a variety of industries and job roles.

Thirdly, both honey and the VET system require careful attention and management to ensure their quality and sustainability. Honey production can be impacted by factors such as climate, pests, and disease, while the VET system can be impacted by issues such as funding, access, and quality assurance.

Finally, both honey and the Australian VET system are valuable resources that contribute to the broader community. Honey provides a natural food source and supports bee populations, while the VET system provides skilled workers who can drive innovation and economic growth.

In conclusion, while the comparison of the Australian VET system to honey may seem unconventional, it is interesting to consider the similarities between these two valuable resources. Both are complex, diverse, and require careful attention and management to ensure their success and sustainability.

Example 7. Generate content



How could the Australian VET system be improved?



While the Australian VET system is highly regarded, there is always room for improvement. Here are some possible ways in which the system could be improved:

1. **Increase funding:** The VET system is currently underfunded compared to other parts of the education system. Increasing funding for the VET sector would allow for more resources, higher quality training, and improved facilities, which would benefit students and employers.
2. **Address skills shortages:** The VET system needs to address skills shortages in key industries, such as healthcare, construction, and technology. This could be achieved through targeted funding, industry partnerships, and targeted marketing to encourage people to pursue careers in these areas.
3. **Streamline qualifications:** There are currently a large number of qualifications available through the VET system, which can be confusing for students and employers. Streamlining qualifications and reducing duplication would make it easier for students to choose the right course, and for employers to understand the skills and knowledge that graduates possess.
4. **Improve career guidance:** Many students and job seekers are not aware of the career opportunities available through the VET system. Improving career guidance and support services would help to ensure that people are aware of the opportunities available to them, and can make informed decisions about their career paths.
5. **Increase recognition of prior learning:** While the VET system does recognize prior learning, there is still room for improvement. Increasing the recognition of prior learning would make it easier for people to progress through the VET system and reduce duplication of training.

Overall, these improvements would help to ensure that the VET system is meeting the needs of students and employers, and is delivering the skills and knowledge that are required in the workforce.

Example 8. Generate ideas



write me a vision statement for the Australian VET system



Sure, here's a vision statement for the Australian VET system:

"Our vision for the Australian VET system is to provide a world-class education and training experience that equips learners with the practical skills, knowledge and competencies needed to succeed in a rapidly changing workforce.

We believe that the VET system should be accessible to all learners, regardless of their background or circumstances, and should offer a range of flexible and innovative learning pathways that meet the diverse needs of learners and employers.

We are committed to fostering a culture of continuous learning and professional development, and to providing learners with the critical thinking, problem-solving and collaboration skills needed to succeed in the digital age.

Through close collaboration with industry and employers, we will ensure that the VET system remains responsive to the evolving needs of the workforce, and that graduates are equipped with the skills and knowledge needed to drive economic growth and innovation.

Our goal is to create a VET system that is recognized and valued by learners, employers, and the broader community, and that is seen as a pathway to success and a driver of social and economic mobility. We believe that the Australian VET system can be a beacon of excellence in education and training, and we are committed to realizing this vision for the benefit of all Australians."

Note 4. As an activity, the vision statement created by ChatGPT could be compared with the current vision statement for the Australian VET system (available from <https://www.dewr.gov.au/skills-reform/national-skills-agreement-vision-and-principles> accessed 21 February 2023)

Example 9. Develop quiz questions



Write three quiz questions about the key features of the Australian VET system



Sure, here are three quiz questions about the key features of the Australian VET system:

1. What is the focus of the Australian VET system?

- a) Academic skills
- b) Professional development
- c) Practical skills and knowledge
- d) Theoretical knowledge

Answer: c) Practical skills and knowledge

2. What are the different learning pathways available in the Australian VET system?

- a) Only classroom-based training
- b) Only online courses
- c) Apprenticeships and traineeships, classroom-based training, and online courses
- d) Only academic courses

Answer: c) Apprenticeships and traineeships, classroom-based training, and online courses

3. How does the Australian VET system cater to the needs of industry and employers?

- a) By providing academic courses only
- b) By providing theoretical knowledge only
- c) By providing training that is tailored to industry needs
- d) By providing training that is not relevant to industry needs

Answer: c) By providing training that is tailored to industry needs

Note 5: Multiple choice question style and answers were automatically provided.

Example 10. Regenerate questions



Write three quiz questions about the key features of the Australian VET system



1. What are some of the different types of VET courses and programs available in Australia?
 - A) Classroom-based training
 - B) Online courses
 - C) Apprenticeships and traineeships
 - D) All of the above
2. What is the focus of the Australian VET system?
 - A) To provide learners with academic knowledge and skills
 - B) To provide learners with practical skills and competencies needed in the workforce
 - C) To provide learners with a combination of academic and practical skills
 - D) None of the above
3. How does the Australian VET system ensure that its training remains relevant and up-to-date with industry needs?
 - A) By working closely with industry and employers to identify skills and knowledge needed
 - B) By relying on outdated curriculum and training programs
 - C) By focusing solely on theoretical knowledge and ignoring practical skills
 - D) None of the above



What are the answers to these questions?



1. D) All of the above
2. B) To provide learners with practical skills and competencies needed in the workforce
3. A) By working closely with industry and employers to identify skills and knowledge needed

Note 6: A follow-on prompt was required to get the answers to the questions.

Example 11. Generate a different type of question



Write 7 true or false question for a quiz cover the key features of the Australian VET system



1. True or False: The Australian VET system provides practical skills and competencies needed in the workforce.
2. True or False: VET courses in Australia are only delivered in traditional classroom settings.
3. True or False: The Australian VET system offers online training courses.
4. True or False: Apprenticeships and traineeships are types of VET programs available in Australia.
5. True or False: The Australian VET system ensures that its training remains relevant and up-to-date with industry needs.
6. True or False: VET qualifications in Australia are recognized across different industries and countries.
7. True or False: The Australian government funds VET training to ensure access to quality education and training for all.



What are the answers to these questions?



1. True
2. False
3. True
4. True
5. True
6. True
7. True

Example 12. Develop a session plan



Create a training session plan covering the key features of the Australian VET system



Sure, here's a sample training session plan covering the key features of the Australian VET system:

Title: Understanding the Australian VET System

Objectives:

- To understand the key features and components of the Australian VET system
- To recognize the benefits and importance of VET training in Australia
- To identify the different types of VET courses and programs available in Australia

Duration: 1 hour

Materials:

- Presentation slides
- Handouts
- Pens/pencils

Agenda:

1. Introduction (5 minutes)

- Welcome and introduction to the session
- Brief overview of the Australian VET system

2. Key features of the Australian VET system (20 minutes)

- Definition and explanation of VET training
- Overview of the VET system's structure and components
- Discussion of the VET sector's role in the Australian education system
- Explanation of the VET system's quality assurance framework

3. Benefits of VET training in Australia (15 minutes)

- Discussion of the benefits of VET training for learners, employers, and the economy
- Examples of successful VET training programs and their outcomes
- Overview of the VET system's contribution to the workforce and economy

Continued next page

Continued from previous page

4. Types of VET courses and programs (15 minutes)

- Explanation of the different types of VET courses and programs available in Australia
- Discussion of the advantages and disadvantages of each type
- Examples of industries and job roles that benefit from VET training

5. Q&A and Conclusion (5 minutes)

- Open discussion and Q&A session
- Recap of the key points covered in the session
- Thank you and closing remarks

Overall, this training session is designed to provide participants with a comprehensive understanding of the Australian VET system, its features, benefits, and different types of VET courses and programs available. By the end of the session, participants should have a better appreciation for the role of VET training in Australia's education system and its contribution to the workforce and economy.

Note 7. ChatGPT took about 15 seconds to create this session plan.

Example 13. Develop an alternate session plan



Create a training session plan covering the key features of the Australian VET system



Here's an example training session plan covering the key features of the Australian VET system:

Title: Introduction to the Australian VET System

Objective: To provide an overview of the Australian VET system and its key features.

Duration: 2 hours

Materials: Whiteboard and markers, PowerPoint presentation, handouts

Session Plan:

I. Introduction (10 minutes)

- Welcome and introduction of trainer and participants
- Overview of the session objectives and agenda

II. What is the Australian VET System? (20 minutes)

- Definition and explanation of the VET system
- Historical background and context

III. Key Features of the Australian VET System (60 minutes)

- Flexible delivery modes (classroom-based, online, apprenticeships, traineeships)
- Industry-relevant training (skills and knowledge needed by employers and industry)
- Qualifications framework (VET sector qualifications and credit transfer)
- Funding and governance (government-funded training, regulatory bodies)
- Quality assurance (VET Quality Framework)

IV. Case Studies (30 minutes) [See Note 9 below](#)

- Examples of successful VET training and outcomes
- Group discussion on how VET training has benefited participants and their industries

Continued next page

Note 8. See [page 21](#) for case studies that could be used.

Continued from previous page

V. Conclusion and Wrap-Up (10 minutes)

- Summary of key points covered in the session
- Opportunity for questions and feedback
- Distribution of handouts and resources

Overall, this training session is designed to provide a comprehensive introduction to the Australian VET system and its key features. It is suitable for anyone who is interested in understanding how the VET system works and how it can benefit individuals and industries.

Note 9. ChatGPT took about 15 seconds to create this session plan.

Example 14. Develop case studies



Write two case studies that demonstrate examples of successful VET training and outcomes



Case Study 1: John, Electrician

John had always been interested in electricity and electronics, but he wasn't sure how to turn his passion into a career. After completing high school, John enrolled in an electrical apprenticeship through the Australian VET system. He spent four years working with experienced electricians and attending TAFE (Technical and Further Education) to complete his Certificate III and IV in Electrotechnology. John found the combination of hands-on experience and theoretical knowledge in his VET training very valuable. He also enjoyed the flexibility of the apprenticeship, as he was able to earn a wage while learning on the job. After completing his apprenticeship, John obtained his electrical license and started his own electrical contracting business, which has been successful for over a decade.

Case Study 2: Sarah, Early Childhood Educator

Sarah was passionate about working with young children and wanted to pursue a career in early childhood education. She enrolled in a Diploma of Early Childhood Education and Care through the Australian VET system. Sarah found the course engaging and practical, with many opportunities for hands-on learning in childcare centers. Her VET training provided her with a strong foundation in child development, behavior management, and curriculum planning. After completing her diploma, Sarah started working in a childcare center, where she quickly moved up the ranks to become a lead educator. Sarah also continued her VET training, completing a Certificate IV in Training and Assessment. She now works as a trainer and assessor in early childhood education and care, helping others to achieve their goals in this rewarding field.

Note 10. ChatGPT took about 20 seconds to create these two case studies.

Note 11. It may be true that the electrical trade is predominantly male and early childhood educators are predominantly female. But this is an example showing how ChatGPT can introduce a bias. Editing of these case studies may be required to take account of gender or ethnic diversity.

Example 15. How can ChatGPT be used during training?



How can Chat GPT be used during the delivery of training?



Chat GPT can be used during the delivery of training in a number of ways:

1. Knowledge sharing: Chat GPT can be used to share information and answer questions from learners during the training session. Learners can ask Chat GPT about any topic related to the training, and the system will provide relevant and accurate answers.
2. Practice conversations: Chat GPT can be used to simulate real-life conversations that learners might encounter in their field. This can help learners practice their communication skills and become more confident in their abilities.
3. Feedback: Chat GPT can provide feedback to learners on their performance during practice exercises or assessments. This can help learners understand where they need to improve and what they are doing well.
4. Personalized learning: Chat GPT can be used to personalize learning for individual learners. By analyzing the learner's responses and performance, Chat GPT can adapt the training to meet the learner's specific needs.
5. Gamification: Chat GPT can be used to create games or quizzes that make the training more engaging and interactive. This can help learners stay motivated and focused during the training session.

Example 16. Limitation of using ChatGPT during training



What are the limitations of using Chat GPT during training?



While Chat GPT can be a powerful tool for training, there are some limitations to its use:

1. Lack of emotional intelligence: Chat GPT lacks emotional intelligence and may not be able to understand or respond appropriately to learners who are experiencing emotional distress or difficulty. This can be a limitation when dealing with complex issues that require empathy and human connection.
2. Limited to text-based communication: Chat GPT is limited to text-based communication, which can be a challenge for learners who prefer visual or auditory learning methods. This limitation may make it difficult for some learners to engage with the training material.
3. Accuracy of responses: Chat GPT's responses may not always be accurate or relevant to the learner's question or situation. This can be a limitation when dealing with complex or technical topics where accurate information is critical.
4. Lack of personalization: While Chat GPT can be used to personalize learning, it may not be able to provide the same level of personalized feedback and guidance as a human instructor. This can be a limitation for learners who require more individualized support.
5. Technical limitations: Chat GPT is dependent on the quality of the data it is trained on and the algorithms used to process the data. Technical limitations such as these can affect the accuracy and usefulness of Chat GPT during training.

Example 17. Using Chat GPT to create games and quizzes



How can Chat GPT be used to create games or quizzes that will make training more engaging and interactive?



Chat GPT can be used to create games or quizzes that make training more engaging and interactive by generating questions or prompts for learners to respond to. Here are some ways Chat GPT can be used to create games or quizzes:

1. Multiple choice questions: Chat GPT can generate multiple choice questions with answer options based on the training material. This can be a fun and interactive way for learners to test their knowledge and recall information.
2. Fill in the blanks: Chat GPT can generate fill-in-the-blank questions where learners have to complete a sentence or phrase based on the training material. This can be a great way to reinforce key concepts and terms.
3. Scavenger hunt: Chat GPT can provide clues or prompts that lead learners to different parts of the training material. This can be a fun way for learners to explore the content and learn about different topics.
4. Role-playing games: Chat GPT can generate prompts for role-playing games where learners have to act out different scenarios based on the training material. This can be a great way to practice communication skills and problem-solving.
5. Jeopardy-style games: Chat GPT can generate prompts for Jeopardy-style games where learners have to answer questions based on different categories related to the training material. This can be a fun and engaging way for learners to test their knowledge and compete with each other.

By using Chat GPT to create games or quizzes, training can become more interactive and engaging, leading to better retention of information and a more enjoyable learning experience for the learners.

Activities

Activity 1. Write prompts

Instructions







Use the following table to write question-type and instruction-type prompts that are relevant to the training you deliver.

Start the initial prompt with the following word	Initial prompt	Follow-up prompt
Question-type prompt		
What		
How		
Why		
Instruction-type prompt		
Write		
Describe		
List		

Activity 2. Techniques and technology

Instructions

Complete the following table by identifying when technology could be used to support training techniques.

Technique	 *					
Quiz						
Discussion						
Researching						
Brainstorming						
Make a poster						
Make a presentation						

* Zoom functions include poll, quiz, chat, whiteboard, breakout rooms

Activity 3. Advantages and disadvantages

Instructions

Brainstorm the advantages and disadvantages of the following three learning activities.

Learning activities	Advantages	Disadvantages
1. Research conducted by each learner as an individual		
2. Brainstorming conducted by learners in small groups		
3. Work in small group and process information generated by ChatGPT*		

* Analyse, discuss, prioritise, illustrate, summarise, make a poster to present to other groups, etc.



On Target
Work Skills

ontargetworkskills.com